






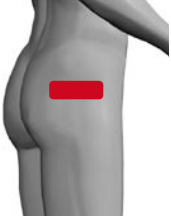

# SONIC vital 2

Ultrasound Therapy Device



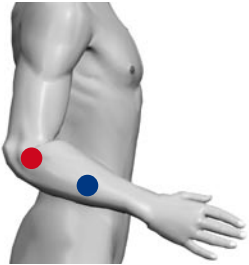
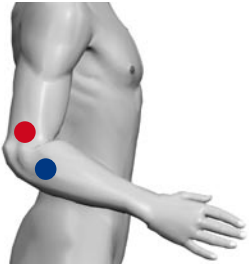
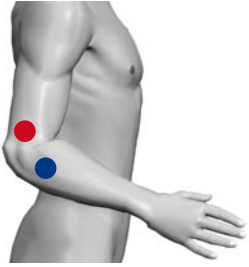
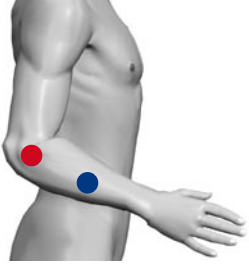
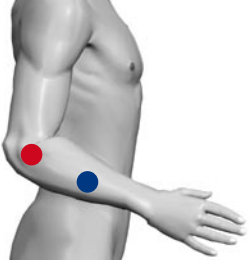

## Programmes and indications

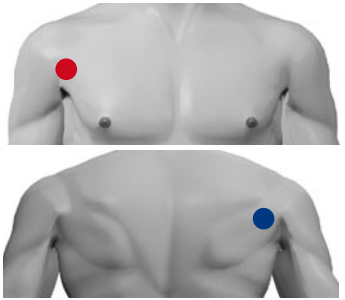






## Programmes and indications

Prog.	Indications	Duty Cycle %	Frequency MHz	Recommended Intensity W/cm <sup>2</sup>	Treatment time minutes	Treatment frequency Days	Remarks	Picture
1	rheumatic arthritis interphalangealis	10	3	0.5	3	Every day	mild no thermal effect Option: underwater treatment	
2	Arthrosis Carpo Ulnaris	100	1	0.5	7	3x week	strong with thermal effect	
3	Arthrosis Cervicalis	100	1	0.5	7	3x week	strong with thermal effect	
4	Bursitis (chronic with calcification)	100	1	1.5	7:30 min	3x week	strong with thermal effect	
5	scar tissue	100	3	2	1:30 min each cm	Every day	strong with thermal effect	
6	Fresh scar tissue	20	3	0.5	1 min each cm		mild no thermal effect	
7	Contracture capsulae of the humeral	100	1	2	7	3x week	strong with thermal effect	
8	Contracture Palmaris dupuytren	100	1	1.5	6	3x week	strong with thermal effect Option: underwater treatment	
9	Coxarthrosis	100	1	1.5	7	3x week	strong with thermal effect	
10	Decubitus	20	3	0.5	1	Every day		
11	Distorsion Genu / Acuta	10	1	1	5	Every day	mild no thermal effect	

Prog.	Indications	Duty Cycle %	Frequency MHz	Recommended Intensity W/cm <sup>2</sup>	Treatment time minutes	Treatment frequency Days	Remarks	Picture
12	Distorsion Interphalangealis / Acuta	10	3	1	3	Every day	mild no thermal effect	
13	Distorsion Interphalangealis / Chronica	100	3	1	3	Every day	strong with thermal effect	
14	Distorsion ankle / Acuta	10	3	1	3	Every day	mild no thermal effect Underwater treatment	
15	Distorsion ankle / Chronica	100	3	1	7	3x week	strong with thermal effect	
16	Epicondylitis Humeri lateralis (type 1) Tennis elbow acute	30	1.5	0.5	5	Every day	mild no thermal effect	
17	Epicondylitis Humeri lateralis (type 1) Tennis elbow chronic	100	1.5	1	7	3x week	strong with thermal effect	
18	Epicondylitis Humeri lateralis (type 2) Tennis elbow acute	30	1.5	0.5	5	Every day	mild no thermal effect	

## Programmes and indications

Prog.	Indications	Duty Cycle %	Frequency MHz	Recommended Intensity W/cm <sup>2</sup>	Treatment time minutes	Treatment frequency Days	Remarks	Picture
19	Epicondylitis Humeri lateralis (type 2) Tennis elbow chronic	100	1.5	1	7	3x week	strong with thermal effect	
20	Epicondylitis Humeri lateralis (type 3) Tendon m. extensoris carpi radial buttonis brevis/ subacute	30	1.5	0.5	5	3x week	relative mild light thermal effect	
21	Epicondylitis Humeri lateralis (type 3) Tendon m. extensor carpi radial buttonis brevis/ chronic	100	1.5	1	7	Every day	strong with thermal effect	
22	Epicondylitis Humeri lateralis (type 3) m. extensor carpi radial buttonis brevis/ subacute	30	1.5	0.5	5	3x week	relative mild light thermal effect	
23	Epicondylitis Humeri lateralis (type 3) m. carpi radial buttonis brevis/ chronic	100	1.5	1	7	Every day	strong with thermal effect	
24	Fibrosis Fasciae plantaris	100	1	2	6	3x week	strong with thermal effect	









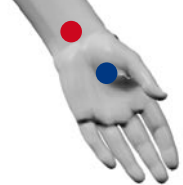
Prog.	Indications	Duty Cycle %	Frequency MHz	Recommended Intensity W/cm <sup>2</sup>	Treatment time minutes	Treatment frequency Days	Remarks	Picture
25	Frozen shoulder	100	1	2	15	3x week	strong with thermal effect	
26	Gonarthrosis	100	1	1	7	3x week	strong with thermal effect	
27	Haematoma / chronic	100	3	1	7	3x week	strong with thermal effect	
28	Hernia nucleii pulposii lumbalis	20	1	1.5	5	Every day	relative mild light thermal effect	
29	Lumbago / acute	20	1	1	5	Every day	mild no thermal effect	
30	Lumbago / chronic	100	1	1.5	7	3x week	strong with thermal effect	
31	Bechterew disease / general	20	1	1.5	7	3x week	relative mild light thermal effect	
32	Bechterew disease / sacroiliacalis	20	1	1.5	7	3x week	relative mild light thermal effect	

## Programmes and indications

Prog.	Indications	Duty Cycle %	Frequency MHz	Recommended Intensity W/cm <sup>2</sup>	Treatment time minutes	Treatment frequency Days	Remarks	Picture
33	Burger disease / membrane inferior	100	1	0.3	7	Every day	strong with thermal effect	
34	Burger disease / membrane superior	100	1	0.3	7	Every day	strong with thermal effect	
35	Raynaud disease / Membra inferior	100	1	0.3	7	Every day	strong with thermal effect	
36	Raynaud disease / membrane superior	100	1	0.3	7	Every day	strong with thermal effect	
37	Sudeck disease/ membrane inferior	100	1	0.3	7	Every day	strong with thermal effect	
38	Morbus Sudeck / membrane superior	100	1	0.3	7	Every day	strong with thermal effect	
39	Myalgia (ex. M. Vastus Lateralis)	20	1	0.5	7	Every day	relative mild light thermal effect	
40	Neuropathic pain	100	1	1	5	Every day	strong with thermal effect	

Prog.	Indications	Duty Cycle %	Frequency MHz	Recommended Intensity W/cm <sup>2</sup>	Treatment time minutes	Treatment frequency Days	Remarks	Picture
41	Phantom pain	100	1	1	5	Every day	strong with thermal effect	
42	Search pain points	100	1	1	no time		strong with thermal effect	
43	Polyarthrosis interphalangeialis	100	1.5	0.5	7	3x week	strong with thermal effect	
44	Screening stress fractures	100	1	1	10		strong with thermal effect	
45	Subluxation shoulder / acute	10	1	1	5	Every day	mild no thermal effect	
46	Subluxation shoulder / chronic	100	1	1	7	3x week	strong with thermal effect	
47	Tendonitis Achilles / subacute	30	1.5	0.5	5	Every day	relative mild light thermal effect	
48	Tendonitis achillis / chronic	100	1.5	0.5	7	3x week	strong with thermal effect	
49	Tendonitis adductorium / subacute	30	1.5	0.5	5	Every day	relative mild light thermal effect	
50	Tendonitis adductorium / chronic	100	1.5	0.5	7	3x week	strong with thermal effect	

## Programmes and indications

Prog.	Indications	Duty Cycle %	Frequency MHz	Recommended Intensity W/cm <sup>2</sup>	Treatment time minutes	Treatment frequency Days	Remarks	Picture
51	Tendonitis m. Infraspinatus / subacute	30	1.5	0.5	5	Every day	relative mild light thermal effect	
52	Tendonitis m. Infraspinatus / chronic	100	1.5	0.5	7	3x week	strong with thermal effect	
53	Tendonitis patellaris / subacute	30	1.5	0.5	5	Every day	relative mild light thermal effect	
54	Tendonitis patellaris / chronic	100	1.5	0.5	7	3x week	strong with thermal effect	
55	Tendonitis m. subscapularis / subacute	30	1.5	0.5	5	Every day	relative mild light thermal effect	
56	Tendonitis m. subscapularis / chronic	100	1.5	0.5	7	3x week	strong with thermal effect	
57	Tendonitis supraspinatus / subacute	30	1.5	0.5	5	Every day	relative mild light thermal effect	
58	Tendonitis supraspinatus / chronic	100	1.5	0.5	7	3x week	strong with thermal effect	
59	Carpel tunnel syndrome	100	3	2	6	3x week	relative mild light thermal effect	
60	Ulcus Cruris	50	3	0.5	1 min each cm circumference	Every day	mild no thermal effect	